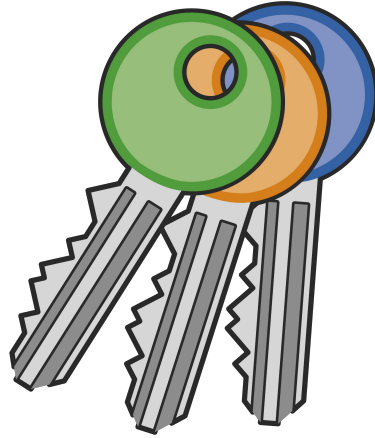


Phases/Statuses/Dates Explained



The Key to Terra Dotta Software Success

Katie Wirka
Client Support Specialist
Terra Dotta



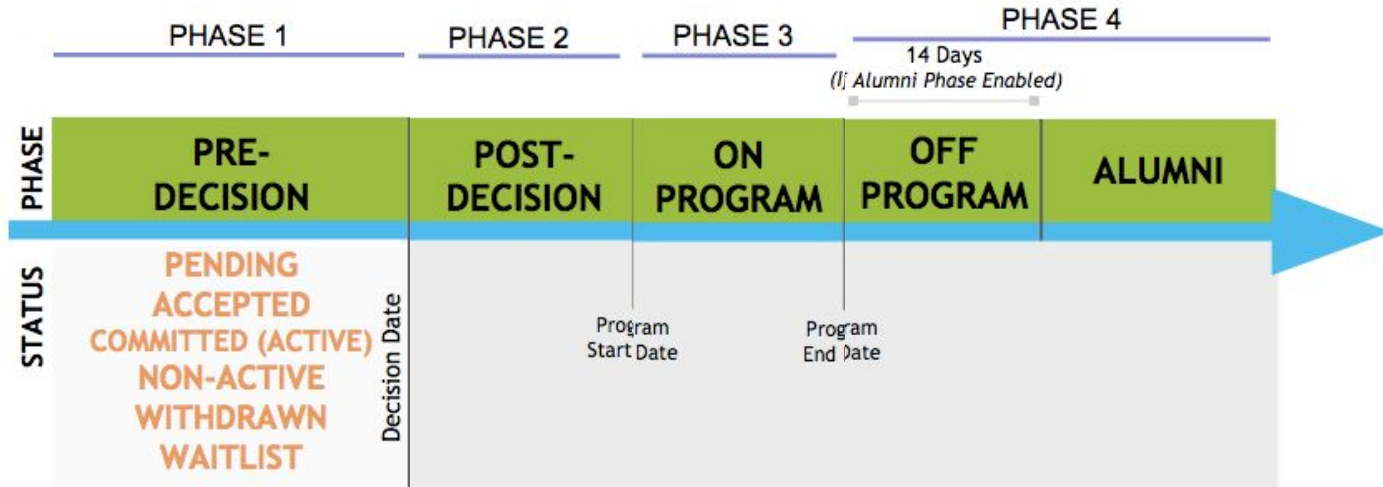
Session Goals

This session is intended to provide TDS for ISSS users with a general understanding of:

1. What Phases/Statuses/Dates mean in TDS
2. How phase, status and dates create a dynamic application process in TDS
3. How to use phase/status/dates to set up an application process that delivers information and/or requirements to users at the appropriate time, based where they are in the application process
4. How phase/status/dates work with the SEVIS Module and effect F/M/J visa holders statuses



Dynamic Process



Phases

“PHASE 1”

PRE-DECISION



Phases

Curricular Practical Training

“PHASE 1”

PRE-DECISION

- CPT Request Form
- Advisor Rec
- CPT Course
- Review app, add CPT employment if eligible
- Pick up I-20
- Provide student with new I-20



Phases

Optional Practical Training

"PHASE 1"

PRE-DECISION

- OPT Request Form
- Info About OPT
- Review form, recommend student for OPT in SEVIS
- Provide student with new I-20
- Read USCIS instructions
- Assemble packet
- Review packet
- Send to USCIS
- Upload copy of EAD
- Update Address & Employer Info
- Review and accept address and employer info



Phases

Admissions Process

“PHASE 1”

PRE-DECISION

- Admissions App
- Financial Docs
- Passport Scan
- Transcripts
- Welcome Docs
- Housing Preference
- Arrival Info
- Commitment
- Welcome to Campus
- Campus Resources
- Check-In Info
- Upload Immigration Docs
- Graduation Info
- Alumni Info



Statuses

Pending	Pending (Edit)	Initial (Edit) ✕ Draft (Edit) ✕ Draft-transfer (Edit) ✕
---------	----------------	---



Dates

Program Admin > Program Builder > Dates

Start Date

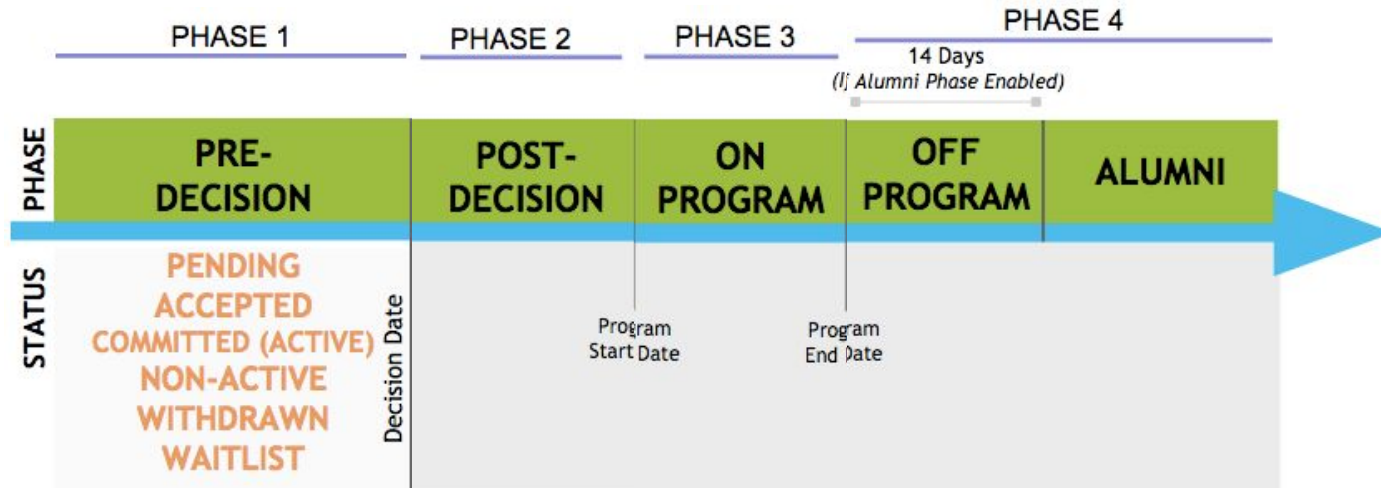
End Date

Deadline Date

Decision Date



How Phase/Status/Dates Work Together



Thank You!

Please take a moment to fill out your evaluation.

Presenter: Katie Wirka

Session Title: Phases/Statuses/Dates Explained

